



Financial Statements

for the

Christchurch Bridge Club Inc.

for the year ended 31st December 2008

Christchurch Bridge Club Inc

Annual Report for the Year Ended 31 December 2008

<i>Contents</i>	<i>Page</i>
Society Directory	1
Tournament Consolidated	2
Bar Report - EOY	3
Trading Account - EOY	4
Statement of Financial Performance - EOY	5
Statement of Movements in Equity	7
Statement of Financial Position	8
Term Loans	10
Notes to the Financial Statements	11

Christchurch Bridge Club Inc
Society Directory
As at 31st December 2008

Officers

President - John Shipper
Vice-President - Colin Marshall
Peter O'Boyle - Treasurer

Bankers

ASB

Date of Formation

25 April 1952

Nature of Business

Contract Bridge Club

Christchurch Bridge Club Inc
Tournament Report
For the Year ended 31st December 2008

	2008	2007
	\$	\$
TOURNAMENT REVENUE		
Tournament Income	23,492	26,465
Raffle Income	<u>4,839</u>	<u>4,320</u>
Total Sales	28,331	30,785
DIRECT COSTS		
Cleaning	817	916
Master Points	873	703
Raffle Expenses	610	615
Power	1,243	1,323
Catering	9,908	12,079
Directors	3,349	3,323
Hire Expenses/ Donations	650	400
Prizes	7,939	5,576
Staff	<u>1,525</u>	<u>1,548</u>
Total	26,914	26,483
GROSS SURPLUS FROM TOURNAMENT	<u><u>\$1,417</u></u>	<u><u>\$4,302</u></u>

NOTE: This Statement is to be read in conjunction with the Notes to the Financial Statements.

Christchurch Bridge Club Inc
Bar Trading Account
For the Year ended 31st December 2008

	2008	2007
	\$	\$
BAR REVENUE		
Tuesday Bar Income	13,966	11,794
Thursday Bar Income	13,189	10,821
Monday Bar Income	5,737	4,450
Wednesday Bar Income	6,200	4,694
Monday Bar Income	113	81
Special Function Bar Income	3,894	3,767
Tournament Bar Income	4,476	4,888
Saturday Night Bar Income	1,199	549
Total Sales	<u>48,774</u>	<u>41,044</u>
LESS COST OF SALES		
Opening Stock	3,520	3,520
Bar Supplies	28,692	28,890
Closing Stock	<u>(4,925)</u>	<u>(3,520)</u>
Total	27,287	28,890
DIRECT COSTS		
Bar Wages	6,934	6,580
Bar Electricity	329	320
Bar Repairs & Maintenance	293	273
Bar Licence Fees	217	694
Total	<u>7,773</u>	<u>7,867</u>
GROSS SURPLUS FROM BAR	<u><u>\$13,714</u></u>	<u><u>\$4,287</u></u>

NOTE: This Statement is to be read in conjunction with the Notes to the Financial Statements.

Christchurch Bridge Club Inc
Trading Account
For the Year ended 31st December 2008

	<i>2008</i>	<i>2007</i>
	\$	\$
TRADING REVENUE		
Product Sales	413	357
LESS COST OF SALES		
Opening Stock	625	412
Purchases	222	351
Closing Stock	<u>(440)</u>	<u>(625)</u>
Total	407	138
GROSS SURPLUS FROM TRADING	<u>\$6</u>	<u>\$219</u>

NOTE: This Statement is to be read in conjunction with the Notes to the Financial Statements.

Christchurch Bridge Club Inc
Statement of Financial Performance
For the Year ended 31st December 2008

	2008 \$	2007 \$
Surplus from Bar	13,714	4,287
Surplus from Tournaments	1,417	4,302
Surplus from Trading	6	219
INCOME		
Subscriptions	27,507	27,714
Adjustment from Levies (one off)	7,910	-
Table Fees	189,012	163,511
Hall Hire	9,998	11,035
Tutorial Income	5,662	6,354
Table Cloth Sales	7	36
Sundry Sales	387	49
Board Dealing Sales	285	119
Car Parking Sales	75	124
Coffee Machine Income	322	221
HOC Web Income	691	44
Sale Bidding Pads	79	532
Sponsorship	1,490	1,985
Interest Received	400	34
Sale Biscuits	272	383
Total Income	<u>259,234</u>	<u>220,949</u>
Less Expenses		
Accident Compensation Levy	619	494
Accountancy Fees	1,400	1,400
Advertising	2,995	1,446
Audit Fees	1,700	1,450
Bank Charges	568	627
Cards	637	840
Catering	-	329
Cleaning Materials & Laundry	5,255	5,231
Cleaning Wages	11,578	11,312
Computer Consumables	1,756	1,296
Computer Support Expenses	2,163	1,890
Directors Wages	37,906	35,247
Directors Expenses	646	-
Christmas Parties	1,588	1,731
Engraving	557	604
Donations & Gifts	81	-
Member Representation Grants	1,000	200
Top Team Travel	1,200	2,928
General Expenses	1,354	1,219
Valuation Expenses	260	-
Inter-Club Entries	107	-
Insurance	4,087	4,389
Interest - Loans \$60,000	1,268	1,381
Interest - Loans \$185,000	10,196	10,558
Interest - Overdraft	856	479

NOTE: This Statement is to be read in conjunction with the Notes to the Financial Statements.

Christchurch Bridge Club Inc
Statement of Financial Performance
For the Year ended 31st December 2008

	2008	2007
	\$	\$
Kitchen Materials	7,975	8,828
Kitchen Wages	13,918	13,315
Library	-	1,147
Light, Power & Heating	10,635	10,737
Loss on Scrapping Asset	292	-
Masterpoints	12,877	8,168
Monday Afternoon Biscuits	508	806
Name Badges	190	-
Office Expenses	2,744	3,221
Motor Vehicle Allowance	750	750
Photocopying	3,983	4,237
Postage	318	936
Printing & Stationery	6,140	6,044
Rates	2,189	3,618
Repairs & Maintenance	19,879	7,282
Refuse Removal	1,590	1,863
Security	3,487	2,759
Staff Training	-	61
Travel Expenses	458	309
Teaching Expenses	-	1,900
Teachers	5,910	6,602
Telephone, Tolls & Internet	2,541	2,448
Secretary/Manager Salary	38,248	34,281
Wages Office Staff	9,338	10,731
Total Expenses	<u>233,747</u>	<u>215,094</u>
Net Surplus Before Depreciation	25,487	5,855
Less Depreciation Adjustments		
Depreciation as per Schedule	<u>20,624</u>	<u>21,268</u>
SURPLUS BEFORE GRANTS RECEIVED	4,863	(15,413)
GRANTS RECEIVED		
Scottwood Trust	3,000	-
NZ Community Trust	-	866
Lion Foundation	8,000	-
Pub Charity	5,000	-
Southern Trust	8,000	-
Caversham Foundation	-	1,000
Total Grants Received	<u>24,000</u>	<u>1,866</u>
NET SURPLUS/(DEFICIT)	<u><u>\$28,863</u></u>	<u><u>(\$13,547)</u></u>

NOTE: This Statement is to be read in conjunction with the Notes to the Financial Statements.

Christchurch Bridge Club Inc
Statement of Movements in Equity
For the Year Ended 31 December 2008

	2008	2007
	\$	\$
EQUITY AT START OF PERIOD	1,973,011	1,481,898
SURPLUS & REVALUATIONS		
Net Surplus	28,863	(13,547)
Movements in Realised Capital Gains	-	-
Movements in Revaluation Reserves	-	504,660
Total recognised revenues & expenses	<u>28,863</u>	<u>491,113</u>
EQUITY AT END OF PERIOD	<u>\$2,001,874</u>	<u>\$1,973,011</u>

NOTE: This Statement is to be read in conjunction with the Notes to the Financial Statements.

Christchurch Bridge Club Inc
Statement of Financial Position
As at 31st December 2008



	2008	2007
	\$	\$
CURRENT ASSETS		
Cash on Hand	219	219
Accounts Receivable	748	197
Payments in Advance	2,169	1,820
Stock on Hand	<u>5,365</u>	<u>4,145</u>
Total Current Assets	8,501	6,381
NON-CURRENT ASSETS		
Fixed Assets as per Schedule	2,171,204	2,188,276
Construction in Progress		
Wall in Progress - Carpark	<u>46,973</u>	<u>-</u>
Total Non-Current Assets	<u>2,218,177</u>	<u>2,188,276</u>
TOTAL ASSETS	2,226,678	2,194,657
CURRENT LIABILITIES		
ASB - Cheque Account	35,891	17,245
Visa	1,568	570
GST Due for payment	510	1,525
Accounts Payable	8,581	5,287
Accrued Expenses	2,552	2,349
PAYE Payable	3,423	3,505
Bridge NZ Levies	3,536	12,871
Subs in Advance	7,147	9,008
NZ Bridge Magazine	235	258
Unpresented Cheques	-	50
Lessons in Advance	178	-
Accrued Holiday Pay	3,459	2,347
Sponsorship in Advance	-	669
Term & Member Loans - Current Portion	<u>29,285</u>	<u>28,660</u>
Total Current Liabilities	96,365	84,344
NON-CURRENT LIABILITIES		
ASB 008 Mortgage	119,041	126,385
ASB 001 Mortgage	<u>9,398</u>	<u>10,917</u>
Total Non-Current Liabilities	<u>128,439</u>	<u>137,302</u>
TOTAL LIABILITIES	<u>224,804</u>	<u>221,646</u>
NET ASSETS	<u><u>\$2,001,874</u></u>	<u><u>\$1,973,011</u></u>

NOTE: This Statement is to be read in conjunction with the Notes to the Financial Statements.

**Christchurch Bridge Club Inc
Statement of Financial Position
As at 31st December 2008**

	2008 \$	2007 \$
Represented by;		
EQUITY		
Asset Revaluation Reserves	1,156,181	1,156,181
Retained Earnings	<u>845,693</u>	<u>816,830</u>
TOTAL EQUITY	<u>\$2,001,874</u>	<u>\$1,973,011</u>

For and on behalf of the Board ;

President  Treasurer 

Date 10/02/2009

NOTE: This Statement is to be read in conjunction with the Notes to the Financial Statements.

Christchurch Bridge Club Inc
Schedule of Term Loans
As at 31st December 2008

	2008	2007
	\$	\$
ASB 008 Mortgage - Security 1st Mortgage		
Opening Balance	133,131	139,454
Less Payments	<u>6,716</u>	<u>6,323</u>
Total Outstanding	126,415	133,131
Current Portion due	7,374	6,746
Non-Current Portion	119,041	126,385
ASB 001 Mortgage - Security 1st Mortgage		
Opening Balance	12,781	14,448
Less Payments	<u>1,522</u>	<u>1,667</u>
Total Outstanding	11,259	12,781
Current Portion due	1,861	1,864
Non-Current Portion	9,398	10,917
Loans from Members - Security Unsecured		
A	50	50
B	<u>20,000</u>	<u>20,000</u>
Total Outstanding	20,050	20,050
Current Portion due	20,050	20,050
Total Current Portion Due	29,285	28,660
Total Non-Current Portion	<u>128,439</u>	<u>137,302</u>
Total Term Loans	<u><u>157,724</u></u>	<u><u>165,962</u></u>

Loan Details

ASB 008 Mortgage is a fixed rate mortgage for 5 years @ 7.85% per annum until 3 February 2012 with monthly payments of \$1,413.10 per month, original term of loan was 15 years.

ASB 001 Mortgage is a variable interest loan @ 7.95% per annum with monthly instalments of \$223.23, the original term of loan was 15 years.

Loans from members are interest free on call. These members receive no benefits in lieu of interest.

NOTE: This Statement is to be read in conjunction with the Notes to the Financial Statements.

Christchurch Bridge Club Inc

Notes to the Financial Statements

For the Year ended 31st December 2008

1. STATEMENT OF ACCOUNTING POLICIES

The Financial statements presented here are for the entity CHRISTCHURCH BRIDGE CLUB INC.

Christchurch Bridge Club Inc is an Incorporated Society incorporated under the Incorporated Societies Act 1908. These financial statements are general purpose reports which have been prepared in accordance with generally accepted accounting practice except for the revaluation of land and buildings.

MEASUREMENT BASE

The accounting principles recognised as appropriate for the measurement and reporting of earnings and financial position on an historical cost basis have been used, with the exception that land and buildings have been revalued.

Specific Accounting Policies

- (a) **Inventory**
Inventory is valued at the lower of cost and net realisable value, on a first in first out basis.
- (b) **Revaluation of Land & Buildings**
Revaluation of Land & Buildings is done using the Rating Valuation provided by the Christchurch City Council every three years.
- (c) **Income Tax**
The Christchurch Bridge Club Inc is exempt from income tax due to its status as an amateur sporting body, it is registered with the Charities Commission.
- (d) **Subscription Income**
Subscriptions are recorded as income in the year to which they relate. Subscriptions received in advance are recorded as such in the Statement of Financial Position.
- (e) **Grants Received**
Grants from charitable entities are recorded as income in the same financial year as the related expenditure. Any grants unspent at balance date are deferred and matched against the related expenditure in the subsequent period. Any grants unspent as a result of expenditure being less than the related grant received are refunded to the charitable organisation in accordance with their rules and conditions.
- (f) **Goods & Services Tax**
These financial statements have been prepared exclusive of GST with the exception of account receivables and payables in the Statement of Financial Position.
- (g) **Differential Reporting**
Christchurch Bridge Club Inc qualifies for differential reporting because it is not publicly accountable and is not large as defined in the Framework for Differential Reporting. All Differential Reporting exemptions have been applied.

Christchurch Bridge Club Inc

Notes to the Financial Statements

For the Year ended 31st December 2008

Changes in Accounting Policies

There have been no changes in accounting policies, they have been applied on bases consistent with those used in previous year.

2. FIXED ASSETS

	<i>Dec 2008</i>	<i>Dec 2007</i>
	\$	\$
Land		
At cost	<u>605,593</u>	<u>605,593</u>
	<u>605,593</u>	<u>605,593</u>
Buildings		
At cost	394,866	394,866
Less Accumulated Depreciation	<u>90,588</u>	<u>86,639</u>
	<u>304,278</u>	<u>308,227</u>
Current Value Adjustment Land & Buildings		
At cost	<u>1,156,181</u>	<u>1,156,181</u>
	<u>1,156,181</u>	<u>1,156,181</u>
Furniture & Fittings		
At cost	126,035	126,035
Less Accumulated Depreciation	<u>53,882</u>	<u>44,429</u>
	<u>72,153</u>	<u>81,606</u>
Office Equipment		
At cost	22,846	22,846
Less Accumulated Depreciation	<u>17,315</u>	<u>16,370</u>
	<u>5,531</u>	<u>6,476</u>
Plant & Equipment		
At cost	66,798	63,493
Less Accumulated Depreciation	<u>39,330</u>	<u>33,300</u>
	<u>27,468</u>	<u>30,193</u>
Total Fixed Assets	<u>\$2,171,204</u>	<u>\$2,188,276</u>

Fixed Assets

Fixed assets are initially recorded at cost, with land and building subsequently revalued every three years using the Christchurch City Council rating valuations.

All assets, except for the building revaluation component are depreciated at rates which reflect the useful life of the related asset. Assets are only depreciated once fully operational.

The following rates have been applied:

Buildings	1% CP
Furniture and fittings	7.5% CP
Office Equipment	7.5 - 25% CP
Plant and Equipment	7.5 - 10% CP

3. CAPITAL COMMITMENTS

There are no capital expenditure commitments. (2007; nil). The committee has expressed it's intent to complete the carpark in the 2009 financial year and hopes to fund a significant part of this completion from charity funding.

Christchurch Bridge Club Inc
Notes to the Financial Statements
For the Year ended 31st December 2008

4. SECURITIES AND GUARANTEES

The bank overdraft is secured by a registered mortgage, over the land and buildings up to a maximum of \$50,000. The interest rate at balance date was 10.55% p.a.. The Mortgages with the ASB are also covered by mortgage security over land and buildings.

The overdrawn balance as at 31st December 2008 was (\$35,891), (2007, (\$17,245))

5. Related Party Disclosures

There are no material related party transactions.

	<i>Dec 2008</i>	<i>Dec 2007</i>
	\$	\$
6. Total Operating Revenues		
Subscriptions Received	27,507	27,714
Tournament Revenue	28,331	30,785
Bar Revenue	48,774	41,044
Trading Revenue	413	357
Table Fee Revenue	189,012	163,511
Grants Received	24,000	1,866
Other Income	<u>27,578</u>	<u>20,916</u>
TOTAL OPERATING REVENUES	<u><u>345,615</u></u>	<u><u>286,193</u></u>
	<i>Dec 2008</i>	<i>Dec 2007</i>
	\$	\$
7. Asset Revaluation Reserve		
Opening Balance	1,156,181	651,521
Land & Buildings	<u>-</u>	<u>504,660</u>
Closing Balance	<u><u>1,156,181</u></u>	<u><u>1,156,181</u></u>

AUDITOR'S REPORT

To the Members of the **CHRISTCHURCH BRIDGE CLUB INC.**

We have audited the financial statements on pages 2 to 13. The financial statements provide information about the past financial performance of the club and its financial position as at 31 December 2008. This information is stated in accordance with the accounting policies set out on pages 11 and 12.

Committee's Responsibilities

The committee is responsible for the preparation of financial statements which comply with generally accepted accounting practice in New Zealand and fairly present the financial position of the club as at 31 December 2008 and its financial performance for the year ended on that date.

Auditor's Responsibilities

It is our responsibility to express an independent opinion on the financial statements presented by the committee and report our opinion to you.

Basis of Opinion

An audit includes examining, on a test basis, evidence relevant to the amounts and disclosures in the financial statements. It also includes assessing:

- the significant estimates and judgements made by the committee in the preparation of the financial statements; and
- whether the accounting policies are appropriate to the club's circumstances, consistently applied and adequately disclosed.

We conducted our audit in accordance with generally accepted auditing standards in New Zealand. We planned and performed our audit so as to obtain all the information and explanations which we considered necessary in order to provide us with sufficient evidence to give reasonable assurance that the financial statements are free from material misstatements, whether caused by fraud or error. In forming our opinion we also evaluated the overall adequacy of the presentation of information in the financial statements.

Other than in our capacity as auditor we have no relationship with, or interest in, the club.


Qualified Opinion

Consistent with prior years, the club has adopted a valuation policy to record land and buildings at rating valuation. This basis of valuation as described on page 11 of the financial statements is not accepted as an appropriate basis of valuation, under generally accepted accounting practices. No movement in the asset value occurred in the year ending 31 December 2008.

In our opinion, except for any adjustments found to be necessary to revalue land and buildings in accordance with generally accepted accounting practice, the financial statements on pages 2 to 13:

- comply with generally accepted accounting practice in New Zealand; and
- fairly presents the financial position of The Christchurch Bridge Club as at 31 December 2008 and its financial performance for the year ended on that date.

Our audit was completed on 10 February 2009 and our qualified opinion is expressed as at that date.



**ASHTON WHEELANS & HEGAN
CHRISTCHURCH**